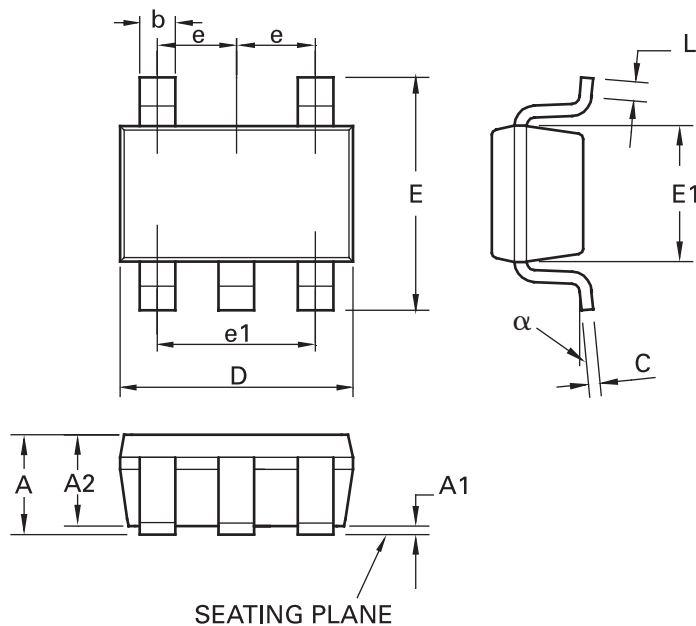


Package information - SC70-5

Surface mounted, 5 pin package

Package outline



Dim.	Millimeters		Inches		Dim.	Millimeters		Inches	
	Min.	Max.	Min.	Max.		Min.	Max.	Max.	Max.
A	0.80	1.10	0.0315	0.0433	E	2.10 BSC		0.0826 BSC	
A1	-	0.10	-	0.0039	E1	1.25 BSC		0.0492 BSC	
A2	0.80	1.00	0.0315	0.0039	e	0.65 BSC		0.0255 BSC	
b	0.15	0.30	0.006	0.0118	e1	1.30 BSC		0.0511 BSC	
C	0.08	0.25	0.0031	0.0098	L	0.26	0.46	0.010	0.018
D	2.00 BSC		0.0787 BSC		α	0°	8°	0°	8°

Note: Controlling dimensions are in millimeters. Approximate dimensions are provided in inches

Nominal weight

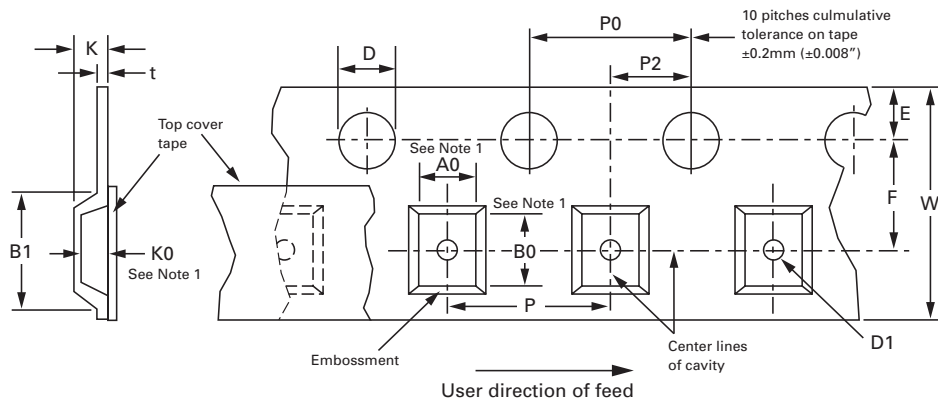
Nominal weight per device 14mg.

Tape and reel information

Orientation	Tape width (mm)	Reel size (inches)	No. of components	Tape option indicator
	8	7	3,000	TA
	8	13	10,000	TC

Package information - SC70-5

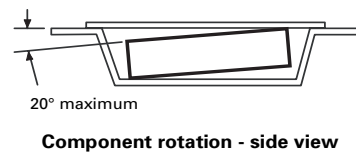
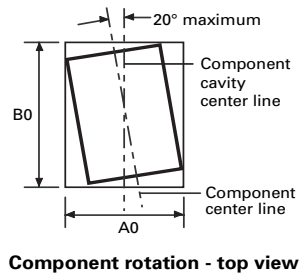
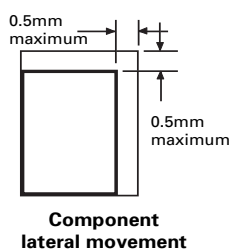
Embossed carrier tape configuration



Dimensions mm (inches)	Tape size (mm)			
	8	12	16	24
A0, B0, K0	See note*	See note*	See note*	See note*
B1 (max.)	4.55 (0.179)	8.20 (0.323)	12.10 (0.476)	20.10 (0.791)
D	1.50 + 0.10 - 0.00	1.50 + 0.10 - 0.00	1.50 + 0.10 - 0.00	1.50 + 0.10 - 0.00
D1 (max.)	1.00 (0.039)	1.50 (0.059)	1.50 (0.059)	1.50 (0.059)
E	1.75 ± 0.10	1.75 ± 0.10	1.75 ± 0.10	1.75 ± 0.10
F	3.50 ± 0.10 (0.138 ± 0.004)	5.50 ± 0.05 (0.217 ± 0.002)	7.50 ± 0.10 (0.295 ± 0.004)	11.50 ± 0.10 (0.453 ± 0.004)
P	4.00 ± 0.10 (0.157 ± 0.004)	4.00 ± 0.10 (0.157 ± 0.004) 8.00 ± 0.10 (0.315 ± 0.004)	4.00 ± 0.10 (0.157 ± 0.004) 8.00 ± 0.10 (0.315 ± 0.004) 12.00 ± 0.10 (0.472 ± 0.004)	4.00 ± 0.10 (0.157 ± 0.004) to 20.00 ± 0.10 (0.787 ± 0.004) in 4.00 (0.157) increments
P0	4.00 ± 0.10	4.00 ± 0.10	4.00 ± 0.10	4.00 ± 0.10
P2	2.00 ± 0.05	2.00 ± 0.05	2.00 ± 0.05	2.00 ± 0.05
t (max.)	0.40	0.40	0.40	0.40
W	8.00 (0.315)	12.00 ± 0.30 (0.472 ± 0.012)	16.30 (0.642)	24.30 (0.957)

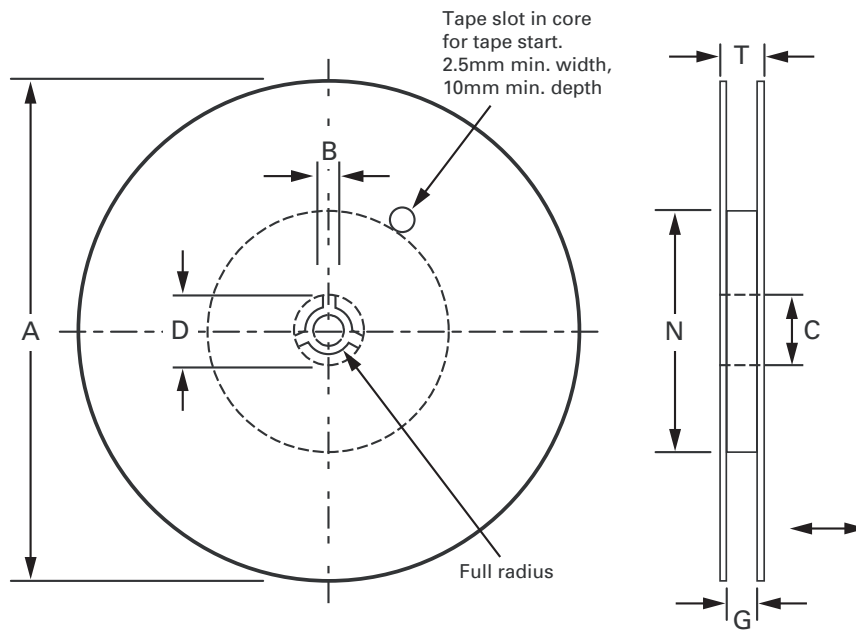
NOTES:

* A0, B0 and K0 dimensions are determined with respect to EIA/JEDEC rotational and lateral movement requirements (see fig. 1).



Package information - SC70-5

Reel configuration



Tape size	A (max.)	B (min.)	C	D (min.)	N (min.)	G	T (max.)
8mm	179 (7.047)	1.5 (0.06)	13.00 ±0.02 (0.512 ±0.008)	25.0 (0.984)	50 (1.969)	8.4 +1.5 -0.0 (0.33 +0.06 - 0.00)	14.4 (0.567)
12mm	330 (12.992)	1.5 (0.06)	13.00 ±0.02 (0.512 ±0.008)	20.2 (0.795)	50 (1.969)	12.4 +2.0 -0.0 (0.49 +0.079 - 0.00)	18.4 (0.724)
16mm	330 (12.992)	1.5 (0.06)	13.00 ±0.02 (0.512 ±0.008)	20.2 (0.795)	50 (1.969)	16.4 +2.0 -0.0 (0.65 +0.079 - 0.00)	22.4 (0.882)
24mm	330 (12.992)	1.5 (0.06)	13.00 ±0.02 (0.512 ±0.008)	20.2 (0.795)	60 (2.362)	24.4 +2.0 -0.0 (0.96 +0.079 - 0.00)	30.4 (1.197)

This publication is issued to provide outline information only which (unless agreed by the company in writing) may not be used, applied or reproduced for any purpose or form part of any order or contact or be regarded as a representation relating to the products or services concerned. The company reserves the right to alter without notice the specification, design, price or conditions of supply of any product or service.